


2022-23 Texas Academic Performance Report (TAPR)

District Name: HURST-EULESS-BEDFORD ISD

Campus Name: STONEGATE EL

Campus Number: 220916110


This page is intentionally blank.





Texas Education Agency
 2022-23 STAAR Performance (TAPR)
 STONEGATE EL (220916110) - HURST-EULESS-BEDFORD ISD - TARRANT COUNTY

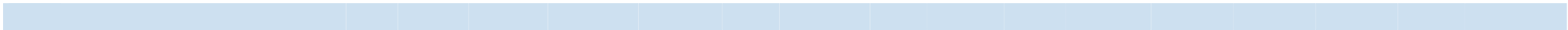


	School Year	State	District	Campus	African American	Hispanic	White	American Indian	Asian	Pacific Islander	Two or More Races	Special Ed (Current)	Special Ed (Former)	Continuously Enrolled	Non-Continuously Enrolled	Econ Disadv	EB EL (Current & Monitored)
Reading and Mathematics	2023	35%	58%	49%	53%	30%	55%	-	*	*	60%	7%	*	50%	46%	40%	29%
	2022	31%	49%	54%	30%	55%	71%	-	*	*	*	29%	-	64%	29%	41%	50%
Reading and Mathematics Including EOC	2023	35%	58%	49%	53%	30%	55%	-	*	*	60%	7%	*	50%	46%	40%	29%
	2022	31%	49%	54%	30%	55%	71%	-	*	*	*	29%	-	64%	29%	41%	50%





Texas Education Agency
 2022-23 Bilingual Education/English as a Second Language (Current EB Students/EL) (TAPR)
 STONEGATE EL (220916110) - HURST-EULESS-BEDFORD ISD - TARRANT COUNTY


	School Year	State	District	Campus	Total Bilingual Education	BE-Trans Early Exit	BE-Trans Late Exit	BE-Dual Two-Way	BE-Dual One-Way	ALP Bilingual (Exception)	Total ESL	ESL Content-Based	ESL Pull-Out	ALP ESL (Waiver)	EB/EL with Parental Denial	Never EB/EL	Total EB/EL (Current)	Monitored & Former EB/EL
All Grades ELA/Reading	2023	35%	45%	29%	-	-	-	-	-	-	*	*	-	-	-	36%	*	-
All Grades Mathematics	2023	40%	53%	50%	-	-	-	-	-	-	57%	57%	-	-	-	49%	57%	-



Texas Education Agency
 2022-23 STAAR Participation (TAPR)
 STONEGATE EL (220916110) - HURST-EULESS-BEDFORD ISD - TARRANT COUNTY

	State	District	Campus	African American	Hispanic	White	American Indian	Asian	Pacific Islander	Two or More Races	Special Ed (Current)	Special Ed (Former)	Continuously Enrolled	Non-Continuously Enrolled	Econ Disadv	EB EL (Current & Monitored)
Not Included in Accountability: Other Exclusions	1%	0%	0%	0%	0%	0%	-	*	*	0%	0%	*	0%	0%	0%	0%
Not Tested	2%	1%	0%	0%	0%	0%	-	*	*	0%	0%	*	0%	0%	0%	0%
Absent	1%	1%	0%	0%	0%	0%	-	*	*	0%	0%	*	0%	0%	0%	0%
Other	0%	1%	0%	0%	0%	0%	-	*	*	0%	0%	*	0%	0%	0%	0%


* Indicates results are masked due to small numbers to protect student confidentiality.
 - Indicates there are no students in the group.



Texas Education Agency
 2022-23 Attendance, Graduation, and Dropout Rates (TAPR)
 STONEGATE EL (220916110) - HURST-EULESS-BEDFORD ISD - TARRANT COUNTY

Two

	State	District	Campus	African American	Hispanic	White	American Indian	Asian	Pacific Islander	Two or More Races			
--	-------	----------	--------	------------------	----------	-------	-----------------	-------	------------------	-------------------	--	--	--



Texas Education Agency
 2022-23 Graduation Profile (TAPR)
 STONEGATE EL (220916110) - HURST-EULESS-BEDFORD ISD - TARRANT COUNTY

	Campus Count	Campus Percent	District Count	State Count
Graduatesf(2021-22 Annual Graduates)				
Total Graduates	-	-	1,665	368,686
By Ethnicity:				
African American	-	-	331	45,227
Hispanic	-	-	516	191,125
Whil				



There is no data for this campus.

There is no data for this campus.

There is no data for this campus.

